

CROMBIL STREET



Historic Sites & Structures Survey  
 Montpelier, VT 05602

HISTORIC SITES & STRUCTURES SURVEY  
 Individual Structure Survey Form

COUNTY: Chittenden  
 TOWN: Burlington  
 LOCATION: 14 Crombie St.  
 COMMON NAME:  
 FUNCTIONAL TYPE: dwelling  
 OWNER: Charles H. Graham  
 ADDRESS: 351 Hinesburg Road  
 South Burlington, Vt.  
 ACCESSIBILITY TO PUBLIC:  
 Yes  No  Restricted   
 LEVEL OF SIGNIFICANCE:  
 Local  State  National

GENERAL DESCRIPTION:

Structural System  
 1. Foundation: Stone  Brick  Concrete  Concrete Block   
 2. Wall Structure  
 a. Wood Frame: Post & Beam  Balloon   
 b. Load Bearing Masonry: Brick  Stone  Concrete   
 Concrete Block   
 c. Iron  d. Steel  e. Other:  
 3. Wall Covering: Clapboard  Board & Batten  Wood Shingle   
 Shiplap  Novelty  Asbestos Shingle  Sheet Metal   
 Aluminum  Asphalt Shingle  Brick Veneer  Stone Veneer   
 Bonding Pattern: Other:  
 4. Roof Structure  
 a. Truss: Wood  Iron  Steel  Concrete   
 b. Other: red  
 5. Roof Covering: Slate  Wood Shingle  Asphalt Shingle   
 Sheet Metal  Built Up  Rolled  Tile  Other:  
 6. Engineering Structure:  
 7. Other:  
 Appendages: Porches  Towers  Cupolas  wall Dormers  Chimneys   
 Sheds  Ells  Wings  Bay Window  Other:  
 Roof Style: Gable  Hip  Shed  Flat  Mansard  Gambrel   
 Jerkinhead  Saw Tooth  With Monitor  With Bellcast   
 With Parapet  With False Front  Other:  
 Number of Stories: 2 1/2  
 Number of Bays: 3 x 2  
 Approximate Dimensions: \_\_\_\_\_ Entrance Location: left

SURVEY NUMBER:

NEGATIVE FILE NUMBER:

78-A-255

UTM REFERENCES:

Zone/Easting/Northing

U.S.G.S. QUAD. MAP:

PRESENT FORMAL NAME:

ORIGINAL FORMAL NAME:

PRESENT USE: apartment

ORIGINAL USE: residence

ARCHITECT/ENGINEER:

BUILDER/CONTRACTOR:

PHYSICAL CONDITION OF STRUCTURE:

Excellent  Good

Fair  Poor

STYLE: Vernacular, Italianate

DATE BUILT: c. 1878

THREAT TO STRUCTURE:

No Threat  Zoning  Roads   
 Development  Deterioration   
 Alteration  Other:

LOCAL ATTITUDES:

Positive  Negative   
 Mixed  Other:

ADDITIONAL ARCHITECTURAL OR STRUCTURAL DESCRIPTION:

Massing - Gable end orientation. L plan with 2, 1 1/2 rear ells. 2 story, 1 x 1 bay shingle sided porch on facade. 2 story bay window on L. Shed roofed side porch, partially enclosed on main block and ell.

Fenestration - 2/2 and 1/1 sash. Cornice cap. Pointed arch gable windows.

Entrance - Double, round headed doors.

Enrichments - Chamfered corner boards, bracketing on bay window and porch columns, paneling on bay window, Colonial Revival columns on front porches. Red slate shingles. Chamfered pestals and posts on ell porch.

RELATED STRUCTURES: (Describe)

STATEMENT OF SIGNIFICANCE:


This house combines the verticality of the Italianate and the facade plan of a Greek Revival house characterized by the 3 bay, 2 1/2 story facade with pointed arch gable window. The house is interesting for its rambling additions, each distinctively and lightly detailed.

It was built sometime shortly after 1877; it does not appear on the Birdseye map of that year. The first known occupant was Antoine Rioux, a carpenter for architect/builder A. B. Fisher, who acquired it in the late 1880's. Representative of higher quality in workers' housing, it was probably the first house erected on Crombie St.

REFERENCES:

1877, 1890, Sanborn maps; directories.

MAP: (Indicate North in Circle)




SURROUNDING ENVIRONMENT:

Open Land  Woodland   
 Scattered Buildings   
 Moderately Built Up   
 Densely Built Up   
 Residential  Commercial   
 Agricultural  Industrial   
 Roadside Strip Development   
 Other:

RECORDED BY:  
C. R. Morsbach

ORGANIZATION:  
VT. Div. for Historic Preservation

DATE RECORDED:  
8/21/78



OF VERMONT  
 Commission for Historic Preservation  
 Montpelier, VT 05602

HISTORIC SITES & STRUCTURES SURVEY  
 Individual Structure Survey Form

SURVEY NUMBER:

NEGATIVE FILE NUMBER:

78-A-255

UTM REFERENCES:

Zone/Easting/Northing

U.S.G.S. QUAD. MAP:

PRESENT FORMAL NAME:

ORIGINAL FORMAL NAME:

PRESENT USE: apartment

ORIGINAL USE: twin

ARCHITECT/ENGINEER:

BUILDER/CONTRACTOR:

PHYSICAL CONDITION OF STRUCTURE:

Excellent  Good   
 Fair  Poor

STYLE: Queen Anne Commercial

DATE BUILT:

c. 1895

COUNTY: Chittenden

TOWN: Burlington

LOCATION: 22-24 Crombie St.

COMMON NAME:

FUNCTIONAL TYPE: dwelling

OWNER: Maurice L. & Lynn M. Bourgeois

ADDRESS: Charlotte, Vt. 05445

ACCESSIBILITY TO PUBLIC:  
 Yes  No  Restricted

LEVEL OF SIGNIFICANCE:  
 Local  State  National

GENERAL DESCRIPTION:

Structural System

1. Foundation: Stone  Brick  Concrete  Concrete Block

2. Wall Structure

a. Wood Frame: Post & Beam  Balloon

b. Load Bearing Masonry: Brick  Stone  Concrete   
 Concrete Block

c. Iron  d. Steel  e. Other:

3. Wall Covering: Clapboard  Board & Batten  Wood Shingle   
 Shiplap  Novelty  Asbestos Shingle  Sheet Metal   
 Aluminum  Asphalt Shingle  Brick Veneer  Stone Veneer

Bonding Pattern: Other:

4. Roof Structure

a. Truss: Wood  Iron  Steel  Concrete

b. Other:

5. Roof Covering: Slate  Wood Shingle  Asphalt Shingle   
 Sheet Metal  Built Up  Rolled  Tile  Other:

6. Engineering Structure:

7. Other:

Appendages: Porches  Towers  Cupolas  Dormers  Chimneys   
 Sheds  Ells  Wings  Bay Window  Other:

Roof Style: Gable  Hip  Shed  Flat  Mansard  Gambrel   
 Jerkinhead  Saw Tooth  With Monitor  With Bellcast

With Parapet  With False Front  Other:

Number of Stories: 2

Number of Bays: 4 x 4

Entrance Location: center

Approximate Dimensions:

THREAT TO STRUCTURE:

No Threat  Zoning  Roads   
 Development  Deterioration   
 Alteration  Other:

LOCAL ATTITUDES:

Positive  Negative   
 Mixed  Other:

ADDITIONAL ARCHITECTURAL OR STRUCTURAL DESCRIPTION:

Massing - Rectangular block. 1 x 6 bay veranda across facade. One story rear addition, attached. Projecting cornice.

Fenestration - 1/1 sash. Plain trim.

Entrance - Side by side entries. Multipaneled Queen Anne doors.

Enrichments - Bracketed cornice. Wood paneling and canted butt shingles beneath cornice. Corner boards.

RELATED STRUCTURES: (Describe)

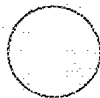
STATEMENT OF SIGNIFICANCE:

Typical of many tenements of the period, this design features the characteristic flat roof rectangular block construction. The cornice and its detailing are the outstanding features of this structure. The builder and investor are unknown. In an era when heavy industrialization required a dense concentration of labor, but before the advent of the automobile made suburbanization practicable, this type of multi-unit structure became quite popular in Burlington. The first tenants were George Trombley, a drug store clerk, and Harmon Brew, a teamster.

REFERENCES:

Sanborns, directories.

MAP: (Indicate North in Circle)



SURROUNDING ENVIRONMENT:

Open Land  Woodland   
Scattered Buildings   
Moderately Built Up   
Densely Built Up   
Residential  Commercial   
Agricultural  Industrial   
Roadside Strip Development   
Other:

RECORDED BY:

C. R. Morsbach

ORGANIZATION:

VT. Div. for Historic Preservation

DATE RECORDED:

8/21/78